

Signify Classified - Internal
Cooper Lighting Solutions Photometric Lab
1121 Highway 74 South
Peachtree City, GA 30269



Scaled data based on original data using
LM-79-08 Approved Method: Electrical and Photometric Measurements of Solid-
State Lighting Products

Test Report Prepared for
Cooper Lighting Solutions
(formerly Eaton)

Brand: STREETWORKS

Report Number: P868104

Luminaire Tested: **MEM2-HSN-SA-100-727-U-T4W**

Issue Date: 08/21/2024



Test Information

Test Method: LM-79-08
Report Number: P868104
Test Lab: INNOVATION CENTER(G3)
Issue Date: 08/21/2024
Manufacturer: COOPER LIGHTING SOLUTIONS (FORMERLY EATON)
Product Line: STREETWORKS
Catalog Number: MEM2-HSN-SA-100-727-U-T4W
Description: EPIC MODERN SHORT HOUSING DISCRETE LED ARRAYS 100W 70CRI 2700K
FITXURE w/ TYPE IV WIDE DISTRIBUTION OPTIC
Light Source: (20) 2700K CCT, 70 CRI LEDS
Ballast/Driver: ELECTRONIC DRIVER

Summary

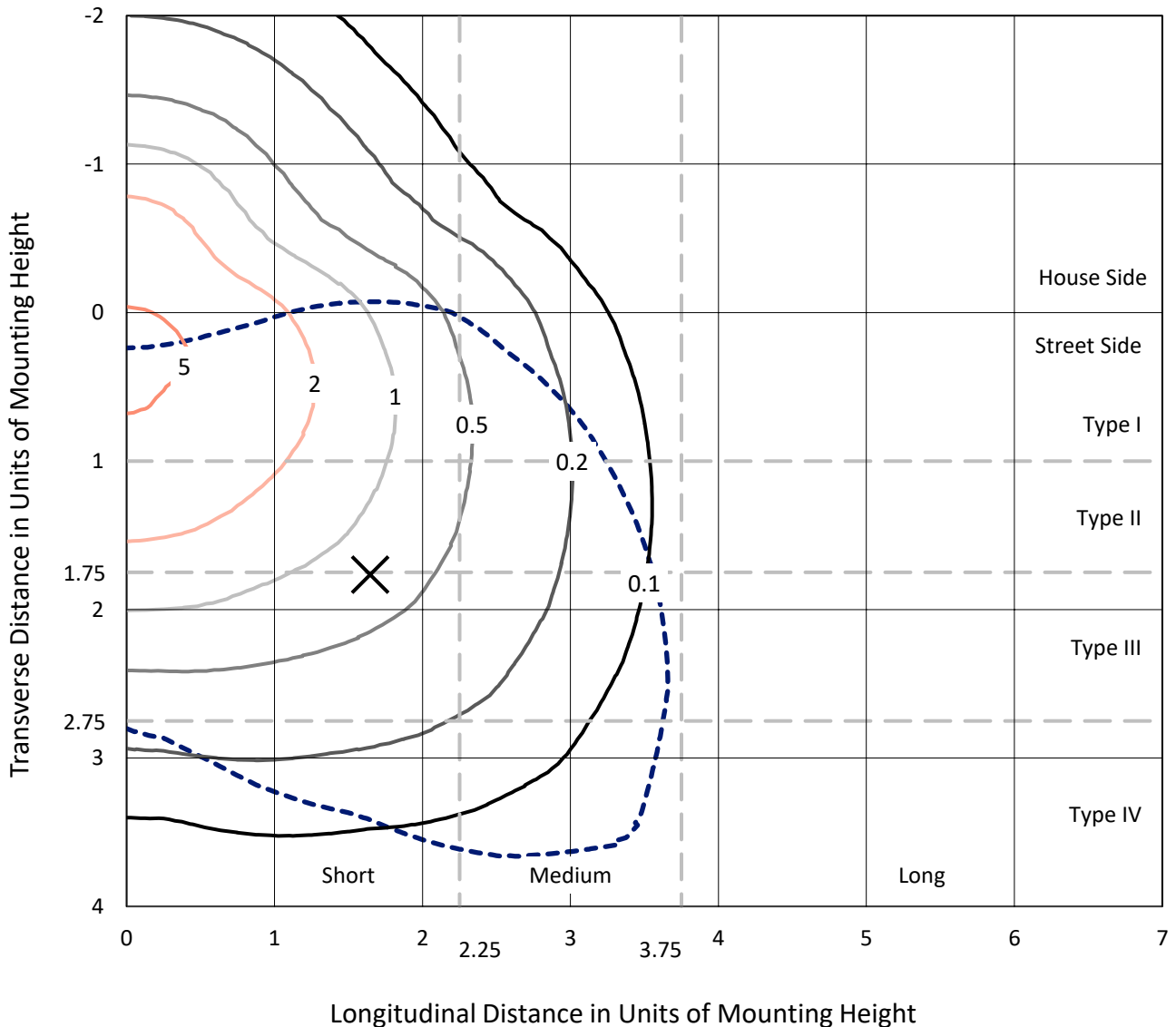
Lumens per Lamp: N/A
Luminaire Lumens: 12511.3 lumens
Efficiency: N/A
Efficacy: 123.9 lumens/watt
Luminous Opening: Rectangular (W 0.67' x L: 0.33' x H: 0')
IES Classification: Type IV - Short
BUG Rating: B2 - U0 - G2

Input Watts (W): 101
Input Voltage (V): 120
Input Current (A_{in}): NR
Voltage Rise (V): NR
Power Factor: 0.99
Total Harmonic Distortion (THDi): 9.45%
Frequency (hertz): 60
Stabilization Time: NR
Operation Time: NR
Ambient Temperature (°C): NR
Test Distance: 24 FT

REPORT NUMBER: P868104
 CATALOG NUMBER: MEM2-HSN-SA-100-727-U-T4W

Iso-Footcandle Lines of Horizontal Illumination

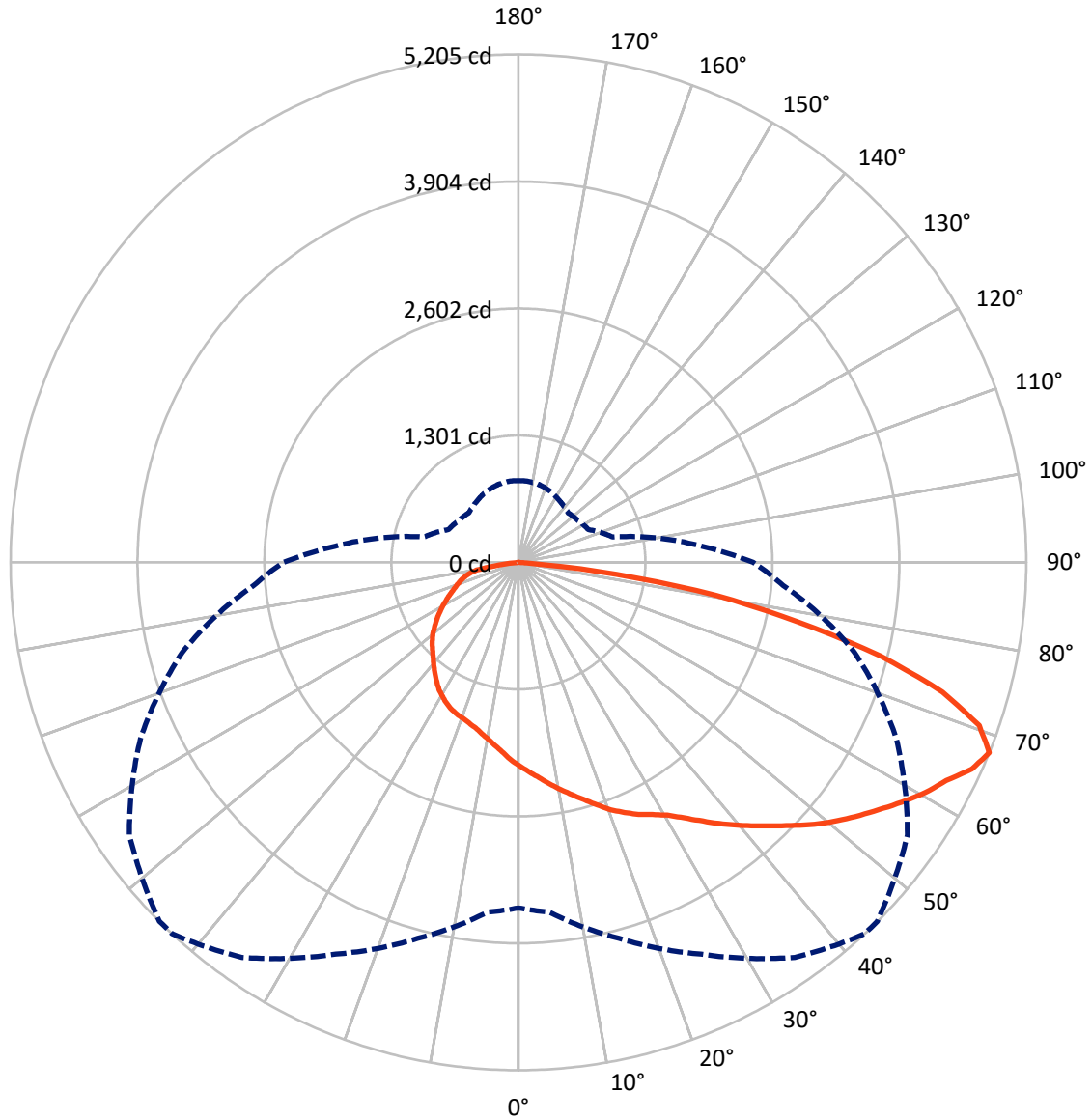
✕ Max cd
 - - - 1/2 Max cd



Based on 20 foot mounting height. Maximum calculated value = 6 fc
 Type IV - Short - N/A

REPORT NUMBER: P868104
CATALOG NUMBER: MEM2-HSN-SA-100-727-U-T4W

Luminous Intensity Polar Plot



— Vertical Plane Through 43-Deg Lateral - - - Horizontal Cone Through 67.5-Deg Vertical

REPORT NUMBER: P868104
 CATALOG NUMBER: MEM2-HSN-SA-100-727-U-T4W

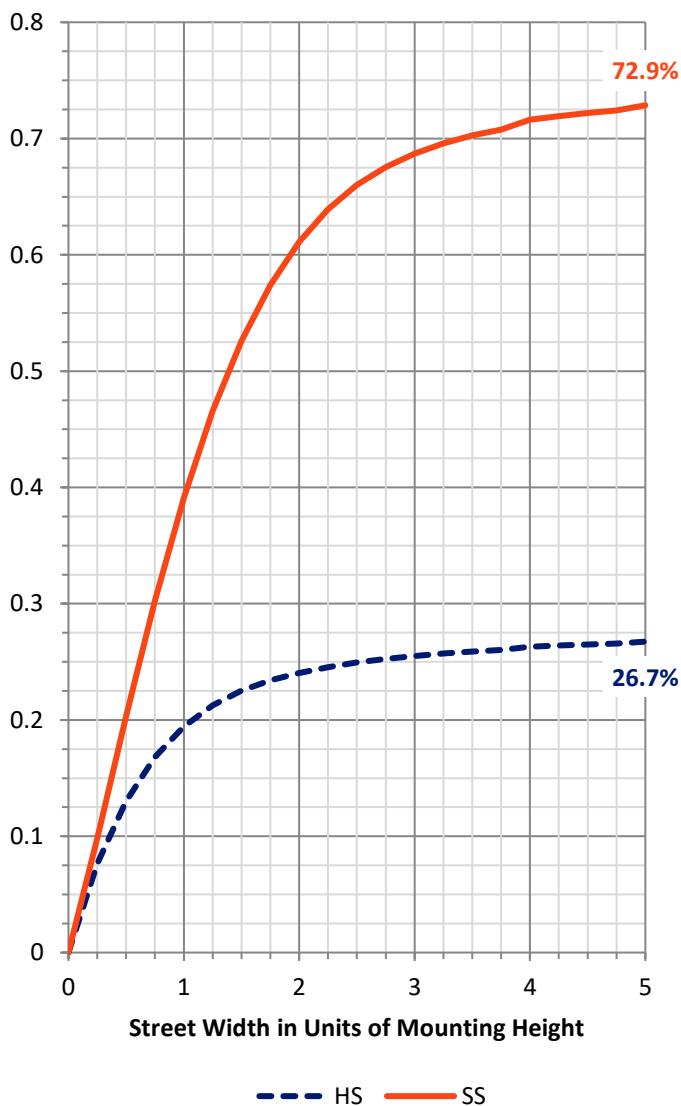
FLUX DISTRIBUTION:

		Downward	Upward	Total
House Side	Lumens	3365.6	0.0	3365.6
	% Fixture	26.9	0.0	26.9
Street Side	Lumens	9145.7	0.0	9145.7
	% Fixture	73.1	0.0	73.1
Total	Lumens	12511.3	0.0	12511.3
	% Fixture	100.0	0.0	100.0

Coefficient of Utilization

ZONAL LUMENS:

Zone	Lumens	% Fixture
0°-10°	199.9	1.6
10°-20°	610.4	4.9
20°-30°	1041.4	8.3
30°-40°	1518.9	12.1
40°-50°	2040.4	16.3
50°-60°	2497.8	20.0
60°-70°	2628.8	21.0
70°-80°	1716.2	13.7
80°-90°	257.5	2.1
90°-100°	0.0	0.0
100°-110°	0.0	0.0
110°-120°	0.0	0.0
120°-130°	0.0	0.0
130°-140°	0.0	0.0
140°-150°	0.0	0.0
150°-160°	0.0	0.0
160°-170°	0.0	0.0
170°-180°	0.0	0.0
0°-90°	12511.3	100.0
0°-180°	12511.3	100.0



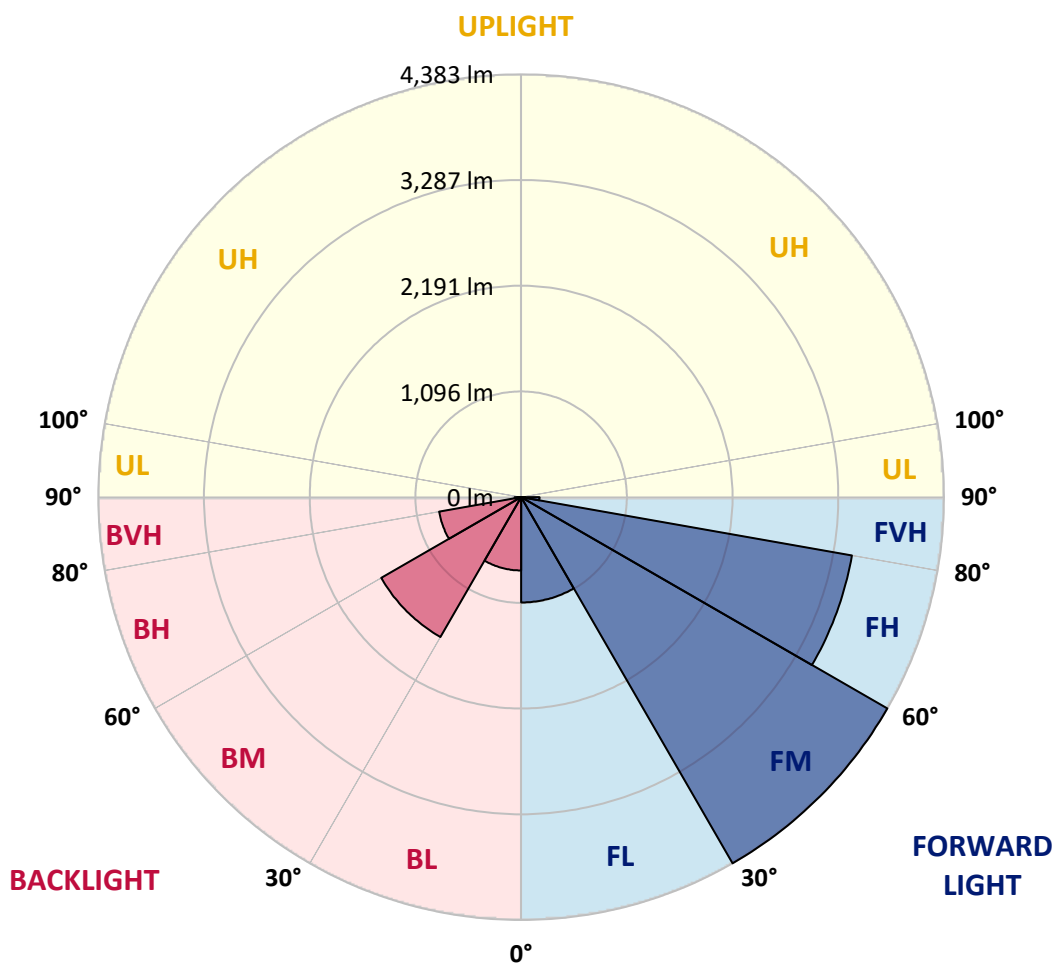
REPORT NUMBER: P868104
 CATALOG NUMBER: MEM2-HSN-SA-100-727-U-T4W

LUMINAIRE CLASSIFICATION SYSTEM LUMEN TABLE AND BUG RATING:

Zone	Lumens	% Fixture	Zone Rating/Lumen Limit		
			B	U	G
FL (0°-30°)	1091.9	8.7			
FM (30°-60°)	4382.6	35.0			
FH (60°-80°)	3481.3	27.8			G2/5000
FVH (80°-90°)	189.9	1.5			G2/225
BL (0°-30°)	759.8	6.1	B2/1000		
BM (30°-60°)	1674.5	13.4	B2/2500		
BH (60°-80°)	863.7	6.9	B2/1000		G2/1000
BVH (80°-90°)	67.5	0.5			G1/100
UL (90°-100°)	0.0	0.0		U0/0	
UH (100°-180°)	0.0	0.0		U0/0	

BUG Rating: B2-U0-G2

Type IV Short





REPORT NUMBER: P868104

CATALOG NUMBER: MEM2-HSN-SA-100-727-U-T4W

CANDELA DISTRIBUTION (FULL):

	0°	5°	15°	25°	35°	43°	45°	55°	65°	75°	85°
0°	2088.5	2088.5	2088.5	2088.5	2088.5	2088.5	2088.5	2088.5	2088.5	2088.5	2088.5
2.5°	2184.7	2182.2	2174.6	2169.5	2154.3	2151.8	2151.8	2136.6	2118.9	2108.8	2098.6
5°	2283.4	2270.8	2265.7	2255.6	2230.3	2215.1	2220.1	2192.3	2156.9	2131.5	2103.7
7.5°	2372.0	2367.0	2349.3	2336.6	2306.2	2291.0	2286.0	2242.9	2197.4	2159.4	2113.8
10°	2478.4	2465.7	2455.6	2430.3	2389.8	2367.0	2359.4	2303.7	2245.5	2194.8	2134.1
12.5°	2574.6	2559.4	2546.7	2521.4	2480.9	2442.9	2432.8	2369.5	2296.1	2227.7	2151.8
15°	2648.0	2650.5	2637.8	2615.1	2569.5	2523.9	2516.3	2432.8	2344.2	2260.6	2169.5
17.5°	2716.3	2726.4	2718.9	2703.7	2658.1	2612.5	2604.9	2511.3	2404.9	2298.6	2189.8
20°	2782.1	2782.1	2779.6	2769.5	2736.6	2706.2	2691.0	2597.3	2463.2	2339.1	2217.6
22.5°	2820.1	2830.2	2830.2	2830.2	2810.0	2784.7	2779.6	2688.5	2541.6	2389.8	2242.9
25°	2878.3	2891.0	2891.0	2885.9	2868.2	2860.6	2853.0	2767.0	2617.6	2448.0	2270.8
27.5°	3002.4	2999.9	2979.6	2954.3	2929.0	2926.4	2916.3	2855.6	2706.2	2511.3	2308.7
30°	3174.5	3179.6	3154.3	3075.8	3017.6	3004.9	3007.4	2954.3	2810.0	2584.7	2351.8
32.5°	3437.8	3437.8	3339.1	3237.8	3154.3	3121.4	3113.8	3068.2	2916.3	2665.7	2399.9
35°	3635.3	3627.7	3572.0	3453.0	3349.2	3255.5	3242.9	3182.1	3035.3	2756.8	2453.0
37.5°	3784.6	3799.8	3756.8	3665.6	3564.4	3402.4	3377.1	3291.0	3144.2	2845.4	2506.2
40°	4073.2	4035.2	3931.5	3847.9	3726.4	3546.7	3523.9	3417.6	3255.5	2944.2	2572.0
42.5°	4283.3	4230.2	4111.2	3999.8	3847.9	3691.0	3670.7	3554.3	3384.6	3055.5	2640.4
45°	4584.6	4465.6	4301.1	4202.3	3987.1	3847.9	3822.6	3696.0	3518.8	3174.5	2726.4
47.5°	4875.7	4668.1	4493.5	4447.9	4139.0	4017.5	3997.3	3850.4	3663.1	3303.6	2810.0
50°	4837.7	4701.0	4642.8	4599.8	4270.7	4177.0	4156.8	4007.4	3809.9	3440.3	2893.5
52.5°	4741.5	4754.2	4756.7	4652.9	4394.7	4326.4	4306.1	4177.0	3961.8	3559.3	2974.5
55°	4842.8	4858.0	4855.5	4698.5	4539.0	4475.7	4463.1	4349.2	4108.7	3670.7	3032.8
57.5°	4997.2	4946.6	4939.0	4812.4	4693.4	4635.2	4620.0	4521.3	4232.7	3751.7	3078.3
60°	5025.1	4923.8	4956.7	4837.7	4809.9	4792.2	4787.1	4670.7	4349.2	3817.5	3096.1
62.5°	4713.7	4696.0	4825.1	4777.0	4870.6	4921.3	4923.8	4777.0	4412.4	3842.9	3078.3
65°	4182.1	4253.0	4531.4	4670.7	4961.8	5106.1	5101.0	4840.3	4404.8	3769.4	2969.5
67.5°	3541.6	3597.3	3989.7	4430.2	4941.5	5204.8	5202.3	4868.1	4273.2	3566.9	2723.9
70°	2685.9	2860.6	3417.6	3997.3	4668.1	5009.9	5052.9	4711.2	3972.0	3197.3	2351.8
72.5°	2042.9	2070.8	2744.2	3351.7	4179.5	4546.6	4539.0	4209.9	3468.2	2693.5	1959.4
75°	1450.6	1511.3	2065.7	2597.3	3425.2	3832.7	3815.0	3453.0	2767.0	2096.1	1498.7
77.5°	1081.0	1103.7	1511.3	1926.5	2561.9	2929.0	2921.4	2551.8	2035.3	1539.2	1116.4
80°	789.8	827.8	1088.6	1344.2	1736.6	2053.1	2042.9	1693.6	1306.3	1075.9	815.2
82.5°	443.0	470.9	632.9	812.6	916.4	1015.1	972.1	812.6	594.9	463.3	400.0
85°	12.7	15.2	22.8	27.8	48.1	81.0	88.6	78.5	93.7	58.2	63.3
87.5°	5.1	5.1	5.1	5.1	5.1	7.6	7.6	7.6	7.6	7.6	7.6
90°	0.0	0.0	0.0	0.0	0.0	0.0	0.0	0.0	0.0	0.0	0.0



REPORT NUMBER: P868104

CATALOG NUMBER: MEM2-HSN-SA-100-727-U-T4W

CANDELA DISTRIBUTION (continued):

	90°	95°	105°	115°	125°	135°	145°	155°	165°	175°	180°
0°	2088.5	2088.5	2088.5	2088.5	2088.5	2088.5	2088.5	2088.5	2088.5	2088.5	2088.5
2.5°	2093.6	2083.4	2063.2	2050.5	2042.9	2032.8	2017.6	2007.5	1999.9	2010.0	2007.5
5°	2091.0	2070.8	2035.3	2010.0	1984.7	1964.5	1941.7	1924.0	1913.8	1918.9	1916.4
7.5°	2091.0	2065.7	2010.0	1969.5	1931.6	1901.2	1875.9	1853.1	1842.9	1845.5	1842.9
10°	2101.2	2065.7	1992.3	1934.1	1883.5	1848.0	1820.2	1799.9	1792.3	1799.9	1802.4
12.5°	2111.3	2065.7	1977.1	1903.7	1837.9	1799.9	1774.6	1761.9	1767.0	1769.5	1772.1
15°	2116.4	2063.2	1961.9	1868.3	1794.8	1754.3	1739.2	1736.6	1749.3	1761.9	1764.5
17.5°	2129.0	2060.7	1939.1	1832.8	1756.9	1724.0	1716.4	1726.5	1751.8	1769.5	1774.6
20°	2144.2	2065.7	1913.8	1789.8	1718.9	1693.6	1706.2	1729.0	1759.4	1784.7	1789.8
22.5°	2159.4	2068.3	1891.0	1751.8	1678.4	1673.3	1701.2	1734.1	1769.5	1794.8	1799.9
25°	2177.1	2068.3	1860.7	1703.7	1637.9	1645.5	1688.5	1731.6	1764.5	1797.4	1802.4
27.5°	2194.8	2073.3	1827.8	1650.6	1587.3	1610.0	1663.2	1716.4	1751.8	1784.7	1792.3
30°	2225.2	2083.4	1799.9	1605.0	1536.6	1567.0	1630.3	1691.1	1729.0	1764.5	1772.1
32.5°	2255.6	2098.6	1777.1	1556.9	1486.0	1521.4	1592.3	1660.7	1701.2	1734.1	1739.2
35°	2296.1	2118.9	1759.4	1508.8	1435.4	1463.2	1539.2	1615.1	1660.7	1686.0	1698.7
37.5°	2339.1	2146.7	1744.2	1465.8	1379.7	1405.0	1486.0	1567.0	1615.1	1640.4	1645.5
40°	2392.3	2184.7	1734.1	1425.2	1326.5	1346.8	1427.8	1516.4	1561.9	1579.7	1589.8
42.5°	2450.5	2225.2	1726.5	1384.7	1268.3	1288.5	1374.6	1460.7	1506.3	1521.4	1529.0
45°	2523.9	2278.4	1721.4	1341.7	1220.2	1237.9	1324.0	1410.1	1448.0	1468.3	1475.9
47.5°	2592.3	2331.5	1706.2	1291.1	1167.0	1192.3	1270.8	1346.8	1389.8	1402.5	1410.1
50°	2660.6	2377.1	1675.9	1235.4	1118.9	1141.7	1212.6	1268.3	1301.2	1316.4	1321.5
52.5°	2726.4	2410.0	1627.8	1177.2	1068.3	1083.5	1141.7	1194.9	1217.7	1222.7	1237.9
55°	2769.5	2427.7	1559.4	1108.8	1017.7	1022.7	1065.8	1113.9	1126.5	1129.1	1129.1
57.5°	2799.9	2417.6	1478.4	1040.5	967.0	967.0	992.4	1030.3	1035.4	1037.9	1043.0
60°	2804.9	2382.2	1374.6	977.2	911.3	903.8	929.1	951.9	954.4	959.4	964.5
62.5°	2767.0	2303.7	1263.2	916.4	858.2	840.5	863.2	886.0	898.7	906.3	911.3
65°	2650.5	2144.2	1136.7	855.7	807.6	777.2	805.0	843.0	868.3	870.8	870.8
67.5°	2407.5	1886.0	1002.5	792.4	746.8	719.0	754.4	794.9	825.3	837.9	835.4
70°	2040.4	1599.9	878.4	726.5	686.0	668.3	706.3	751.9	777.2	787.3	792.4
72.5°	1643.0	1281.0	769.6	660.7	632.9	622.8	660.7	706.3	741.7	756.9	759.5
75°	1278.4	1007.5	678.4	592.4	569.6	572.1	612.6	658.2	696.2	703.8	681.0
77.5°	992.4	802.5	592.4	511.4	498.7	516.4	556.9	605.0	627.8	635.4	620.2
80°	716.4	615.2	478.5	402.5	402.5	430.4	465.8	521.5	529.1	519.0	524.0
82.5°	339.2	298.7	235.4	194.9	182.3	202.5	215.2	232.9	253.2	258.2	245.6
85°	45.6	30.4	22.8	25.3	22.8	15.2	10.1	10.1	10.1	7.6	7.6
87.5°	7.6	7.6	5.1	5.1	5.1	5.1	5.1	5.1	2.5	2.5	2.5
90°	0.0	0.0	0.0	0.0	0.0	0.0	0.0	0.0	0.0	0.0	0.0

LM-79-2019: Approved Method: Electrical and Photometric Measurements of Solid-
State Lighting Products

Report Prepared for

Cooper Lighting Solutions

Streetworks

Report Number: SP1-2407-157-3

Test Date: 08/07/2024

Luminaire Tested: MEM2-HTN-SA-30-727-U-5WQ-2

Data in this report applies to families of products including MEM2-HTN-SA-30-727-U-5WQ-2

Test Information

Test Method: LM-79-2019
 Report Number: SP1-2407-157-3
 Test Lab: COOPER LIGHTING SOLUTIONS
 Photometer: SP1 - 76IN SPHERE
 Measurement Geometry: 4π
 Issue Date: 08/20/2024
 Manufacturer: COOPER LIGHTING SOLUTIONS
 Product Line: Streetworks
 Catalog Number: **MEM2-HTN-SA-30-727-U-5WQ-2**
 Description: Epic Modern Light Square 30W 5WQ Optic and Flare Trim

Spectral Parameters

CCT (K): 2747
 CIE u': 0.2606
 CIE v': 0.5257
 Duv: -0.0005
 CIE x: 0.4552
 CIE y: 0.4082
 CIE z: 0.1366
 Peak Wavelength (nm): 597
 Dominant Wavelength (nm): 584
 Purity: 59.16856
 Rf: 75.5
 Rg: 93.6

CRI (Ra):	71.7		
R1:	68.1	R9:	-35.3
R2:	83.9	R10:	64.2
R3:	94.7	R11:	61.7
R4:	66.3	R12:	53.9
R5:	67.4	R13:	71.2
R6:	78.7	R14:	97.6
R7:	75.0	R15:	59.3
R8:	39.4		



Test Conditions

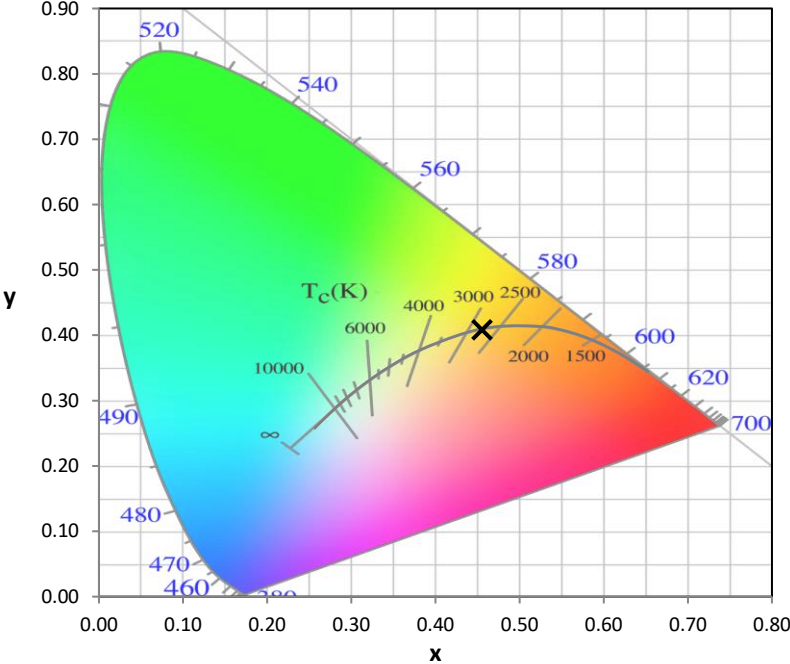
Stabilization Time: 22M
 Operation Time: 1H 22M
 Sphere Temperature (°C): 24.2

REPORT NUMBER: SP1-2407-157-3

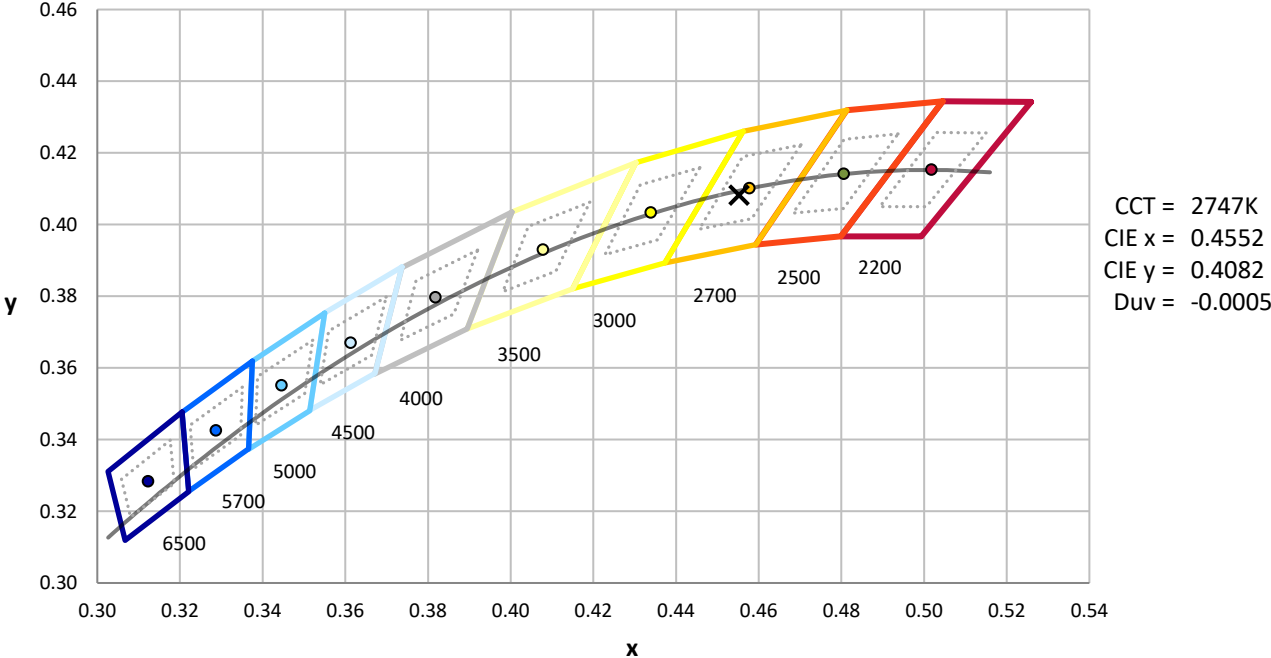
Measurement and Test Equipment			
Instrument	Identification Number	Calibration Date	Calibration Due Date
Photometer	IN0058	6/18/2024	12/18/2024
Power Meter	INXT2011004	2/8/2024	2/8/2025
AC Power Source	IN0063	10/24/2023	10/24/2024
DC Power Source	IN0208	10/24/2023	10/24/2024
Sphere Thermometer	IN0085	10/24/2023	10/24/2024
Room Thermometer	IN0046	10/24/2023	10/24/2024

REPORT NUMBER: SP1-2407-157-3

CIE 1931 Chromaticity Diagram



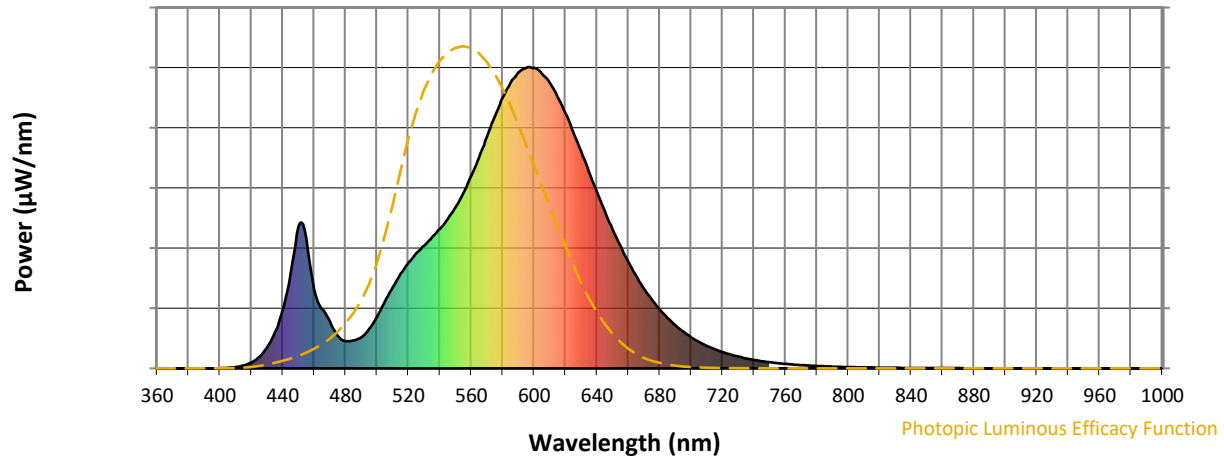
CIE 1931 Chromaticity Diagram with 2017 ANSI 7-Step and 4-Step Quadrangles



Point lies inside the ANSI 2700K 4-step quadrangle

REPORT NUMBER: SP1-2407-157-3

Photopic Flux vs. Wavelength



Photopic Lumens: NR

λ (nm)	Power W [^] /nm	Lumens (ϕ /nm)	λ (nm)	Power W [^] /nm	Lumens (ϕ /nm)	λ (nm)	Power W [^] /nm	Lumens (ϕ /nm)	λ (nm)	Power W [^] /nm	Lumens (ϕ /nm)	λ (nm)	Power W [^] /nm	Lumens (ϕ /nm)
360	0	NR	490	103	NR	620	846	NR	750	20	NR	880	0	NR
365	0	NR	495	130	NR	625	784	NR	755	17	NR	885	1	NR
370	0	NR	500	171	NR	630	720	NR	760	15	NR	890	0	NR
375	0	NR	505	221	NR	635	652	NR	765	13	NR	895	0	NR
380	0	NR	510	268	NR	640	587	NR	770	11	NR	900	0	NR
385	0	NR	515	313	NR	645	521	NR	775	9	NR	905	0	NR
390	0	NR	520	350	NR	650	461	NR	780	8	NR	910	0	NR
395	0	NR	525	381	NR	655	406	NR	785	7	NR	915	0	NR
400	0	NR	530	407	NR	660	353	NR	790	6	NR	920	0	NR
405	2	NR	535	435	NR	665	307	NR	795	5	NR	925	0	NR
410	4	NR	540	462	NR	670	264	NR	800	4	NR	930	0	NR
415	9	NR	545	496	NR	675	227	NR	805	4	NR	935	0	NR
420	20	NR	550	534	NR	680	196	NR	810	3	NR	940	0	NR
425	38	NR	555	582	NR	685	167	NR	815	3	NR	945	0	NR
430	69	NR	560	638	NR	690	144	NR	820	2	NR	950	0	NR
435	120	NR	565	700	NR	695	122	NR	825	2	NR	955	0	NR
440	193	NR	570	767	NR	700	103	NR	830	2	NR	960	0	NR
445	316	NR	575	836	NR	705	88	NR	835	2	NR	965	0	NR
450	469	NR	580	898	NR	710	74	NR	840	1	NR	970	0	NR
455	431	NR	585	947	NR	715	63	NR	845	1	NR	975	0	NR
460	264	NR	590	982	NR	720	54	NR	850	1	NR	980	0	NR
465	197	NR	595	997	NR	725	46	NR	855	1	NR	985	0	NR
470	155	NR	600	997	NR	730	39	NR	860	1	NR	990	0	NR
475	108	NR	605	978	NR	735	33	NR	865	1	NR	995	0	NR
480	90	NR	610	947	NR	740	28	NR	870	1	NR	1000	0	NR
485	92	NR	615	900	NR	745	24	NR	875	1	NR			

REPORT NUMBER: SP1-2407-157-3

Scotopic Flux vs. Wavelength



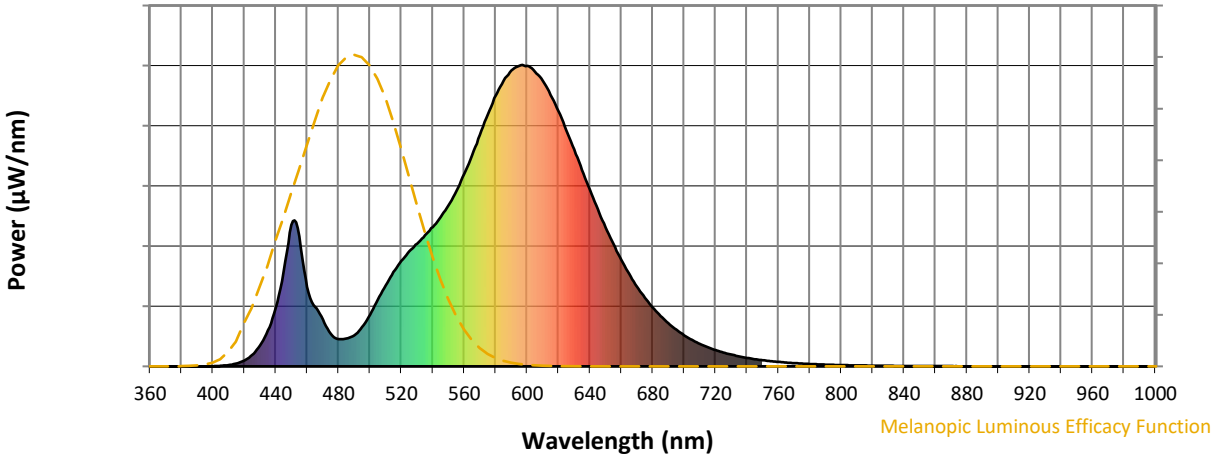
Scotopic Lumens: NR

S/P: 1.13

λ (nm)	Power W [^] /nm	Lumens (φ/nm)	λ (nm)	Power W [^] /nm	Lumens (φ/nm)	λ (nm)	Power W [^] /nm	Lumens (φ/nm)	λ (nm)	Power W [^] /nm	Lumens (φ/nm)	λ (nm)	Power W [^] /nm	Lumens (φ/nm)
360	0	NR	490	103	NR	620	846	NR	750	20	NR	880	0	NR
365	0	NR	495	130	NR	625	784	NR	755	17	NR	885	1	NR
370	0	NR	500	171	NR	630	720	NR	760	15	NR	890	0	NR
375	0	NR	505	221	NR	635	652	NR	765	13	NR	895	0	NR
380	0	NR	510	268	NR	640	587	NR	770	11	NR	900	0	NR
385	0	NR	515	313	NR	645	521	NR	775	9	NR	905	0	NR
390	0	NR	520	350	NR	650	461	NR	780	8	NR	910	0	NR
395	0	NR	525	381	NR	655	406	NR	785	7	NR	915	0	NR
400	0	NR	530	407	NR	660	353	NR	790	6	NR	920	0	NR
405	2	NR	535	435	NR	665	307	NR	795	5	NR	925	0	NR
410	4	NR	540	462	NR	670	264	NR	800	4	NR	930	0	NR
415	9	NR	545	496	NR	675	227	NR	805	4	NR	935	0	NR
420	20	NR	550	534	NR	680	196	NR	810	3	NR	940	0	NR
425	38	NR	555	582	NR	685	167	NR	815	3	NR	945	0	NR
430	69	NR	560	638	NR	690	144	NR	820	2	NR	950	0	NR
435	120	NR	565	700	NR	695	122	NR	825	2	NR	955	0	NR
440	193	NR	570	767	NR	700	103	NR	830	2	NR	960	0	NR
445	316	NR	575	836	NR	705	88	NR	835	2	NR	965	0	NR
450	469	NR	580	898	NR	710	74	NR	840	1	NR	970	0	NR
455	431	NR	585	947	NR	715	63	NR	845	1	NR	975	0	NR
460	264	NR	590	982	NR	720	54	NR	850	1	NR	980	0	NR
465	197	NR	595	997	NR	725	46	NR	855	1	NR	985	0	NR
470	155	NR	600	997	NR	730	39	NR	860	1	NR	990	0	NR
475	108	NR	605	978	NR	735	33	NR	865	1	NR	995	0	NR
480	90	NR	610	947	NR	740	28	NR	870	1	NR	1000	0	NR
485	92	NR	615	900	NR	745	24	NR	875	1	NR			

REPORT NUMBER: SP1-2407-157-3

Melanopic Flux vs. Wavelength



Melanopic Lumens: NR

M/P: 2.04

λ (nm)	Power W [^] /nm	Lumens (φ/nm)	λ (nm)	Power W [^] /nm	Lumens (φ/nm)	λ (nm)	Power W [^] /nm	Lumens (φ/nm)	λ (nm)	Power W [^] /nm	Lumens (φ/nm)	λ (nm)	Power W [^] /nm	Lumens (φ/nm)
360	0	NR	490	103	NR	620	846	NR	750	20	NR	880	0	NR
365	0	NR	495	130	NR	625	784	NR	755	17	NR	885	1	NR
370	0	NR	500	171	NR	630	720	NR	760	15	NR	890	0	NR
375	0	NR	505	221	NR	635	652	NR	765	13	NR	895	0	NR
380	0	NR	510	268	NR	640	587	NR	770	11	NR	900	0	NR
385	0	NR	515	313	NR	645	521	NR	775	9	NR	905	0	NR
390	0	NR	520	350	NR	650	461	NR	780	8	NR	910	0	NR
395	0	NR	525	381	NR	655	406	NR	785	7	NR	915	0	NR
400	0	NR	530	407	NR	660	353	NR	790	6	NR	920	0	NR
405	2	NR	535	435	NR	665	307	NR	795	5	NR	925	0	NR
410	4	NR	540	462	NR	670	264	NR	800	4	NR	930	0	NR
415	9	NR	545	496	NR	675	227	NR	805	4	NR	935	0	NR
420	20	NR	550	534	NR	680	196	NR	810	3	NR	940	0	NR
425	38	NR	555	582	NR	685	167	NR	815	3	NR	945	0	NR
430	69	NR	560	638	NR	690	144	NR	820	2	NR	950	0	NR
435	120	NR	565	700	NR	695	122	NR	825	2	NR	955	0	NR
440	193	NR	570	767	NR	700	103	NR	830	2	NR	960	0	NR
445	316	NR	575	836	NR	705	88	NR	835	2	NR	965	0	NR
450	469	NR	580	898	NR	710	74	NR	840	1	NR	970	0	NR
455	431	NR	585	947	NR	715	63	NR	845	1	NR	975	0	NR
460	264	NR	590	982	NR	720	54	NR	850	1	NR	980	0	NR
465	197	NR	595	997	NR	725	46	NR	855	1	NR	985	0	NR
470	155	NR	600	997	NR	730	39	NR	860	1	NR	990	0	NR
475	108	NR	605	978	NR	735	33	NR	865	1	NR	995	0	NR
480	90	NR	610	947	NR	740	28	NR	870	1	NR	1000	0	NR
485	92	NR	615	900	NR	745	24	NR	875	1	NR			

Summary

$R_f = 75.5$
 $R_g = 93.6$
 $CIE R_a = 71.7$
 $R_g = -35.3$

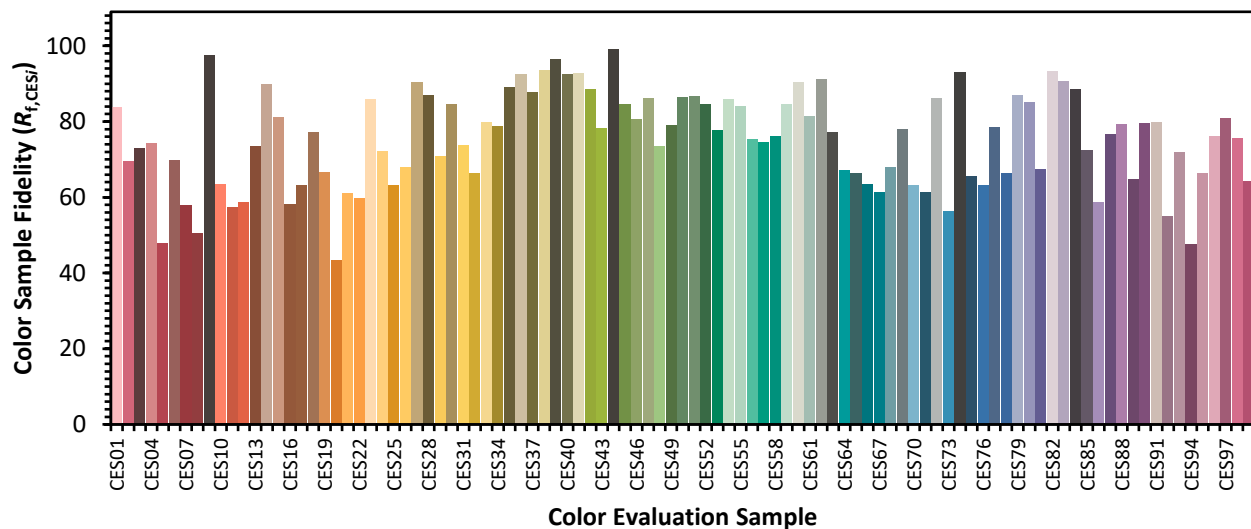


Color Vector Graphics

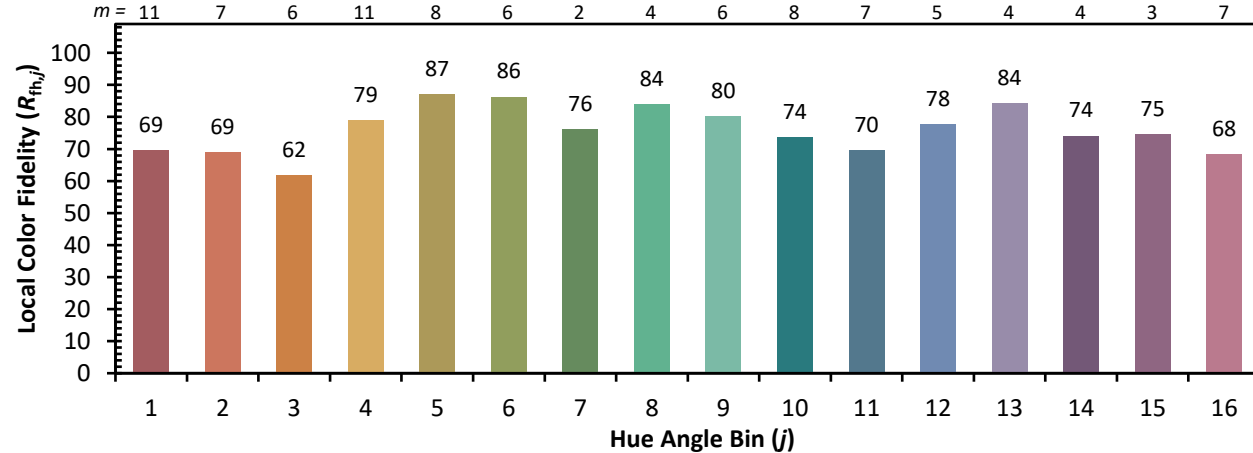


Individual Sample Fidelity Index ($R_{f,i}$)

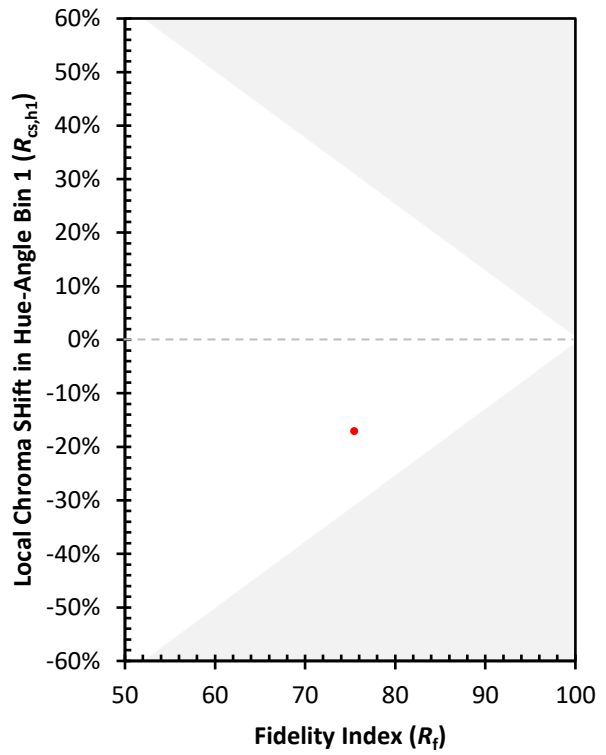
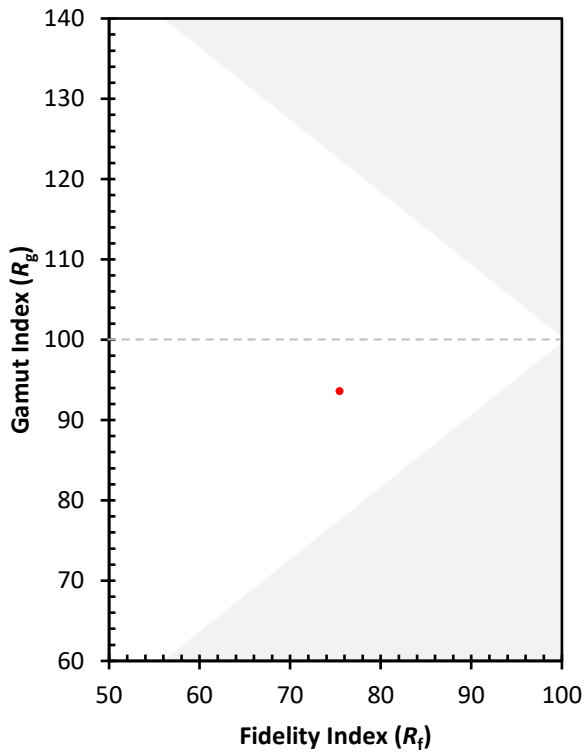
CES01 = 86	CES26 = 68	CES51 = 87	CES76 = 63
CES02 = 63	CES27 = 90	CES52 = 85	CES77 = 79
CES03 = 31	CES28 = 87	CES53 = 78	CES78 = 66
CES04 = 71	CES29 = 71	CES54 = 86	CES79 = 87
CES05 = 50	CES30 = 85	CES55 = 84	CES80 = 85
CES06 = 52	CES31 = 74	CES56 = 75	CES81 = 67
CES07 = 42	CES32 = 66	CES57 = 75	CES82 = 93
CES08 = 41	CES33 = 80	CES58 = 76	CES83 = 91
CES09 = 29	CES34 = 79	CES59 = 85	CES84 = 89
CES10 = 77	CES35 = 89	CES60 = 90	CES85 = 72
CES11 = 60	CES36 = 93	CES61 = 81	CES86 = 59
CES12 = 66	CES37 = 88	CES62 = 91	CES87 = 77
CES13 = 43	CES38 = 93	CES63 = 77	CES88 = 79
CES14 = 74	CES39 = 97	CES64 = 67	CES89 = 65
CES15 = 72	CES40 = 93	CES65 = 66	CES90 = 80
CES16 = 48	CES41 = 93	CES66 = 63	CES91 = 80
CES17 = 51	CES42 = 89	CES67 = 61	CES92 = 55
CES18 = 57	CES43 = 78	CES68 = 68	CES93 = 72
CES19 = 73	CES44 = 99	CES69 = 78	CES94 = 48
CES20 = 67	CES45 = 85	CES70 = 63	CES95 = 66
CES21 = 88	CES46 = 81	CES71 = 61	CES96 = 76
CES22 = 80	CES47 = 86	CES72 = 86	CES97 = 81
CES23 = 92	CES48 = 74	CES73 = 56	CES98 = 76
CES24 = 91	CES49 = 79	CES74 = 93	CES99 = 64
CES25 = 73	CES50 = 86	CES75 = 66	



Color Rendition by Hue-Angle Bin



Measure Comparisons



(END OF REPORT)